

GET READY, GET SET, GO!

Light rail is now on the Gold Coast

G:link

Stay safe around the light rail corridor with safety tips inside:

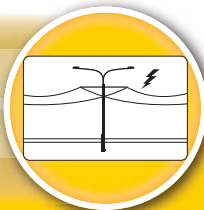
- We're powering up and testing for your safety.
- Obey all signs, signals and road rules.
- Tracks are for trams.
- Take the time and stay alert.



TESTING FOR YOUR SAFETY

To ensure the Gold Coast light rail system is operating safely prior to services commencing the system goes through a rigorous testing program.

Get ready



Powering Up

The first element tested is the electrical equipment where overhead wires become live with electricity which is supplied from traction power substations.

Get set



Tram Movements

In the second phase the trams will start by moving slowly before working their way up to operational speeds of up to 70 kilometres per hour.

GO



Passenger Services

Once all testing is complete and the system is certified as safe, passenger services will commence.

tes ting

Get ready

Get set

GO





POWERING UP

Testing of the light rail system will begin with the powering up of overhead wires and traction power substations (TPS).



Overhead power wires


Look up and see the danger!

The live wires are dangerous and you should always treat them with extreme caution. It is important that you or any materials do not come within two metres of the overhead wires.

Stay safe around electricity

Beware of the danger overhead when doing any of the following activities:

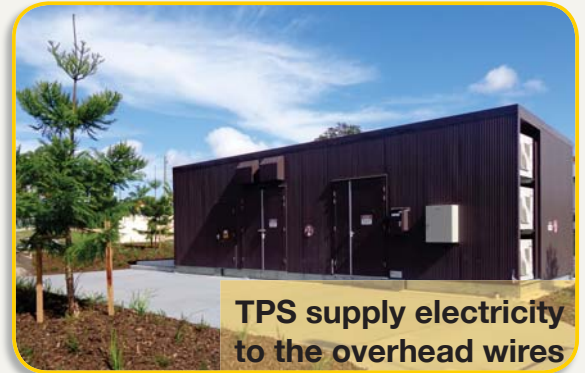
- Vegetation clearing and tree trimming.
- Recreational activities including kites and ball sports.
- Transporting high loads such as moving furniture.
- Operating machinery including forklifts and cranes.



As long as you treat the overhead wires and poles as you would standard electricity poles and wires you will always be safe.



If you see fallen wires, damaged poles or objects on the wires along the corridor do not go near them as they are extremely dangerous. Please call 000 and ensure everyone keeps their distance.



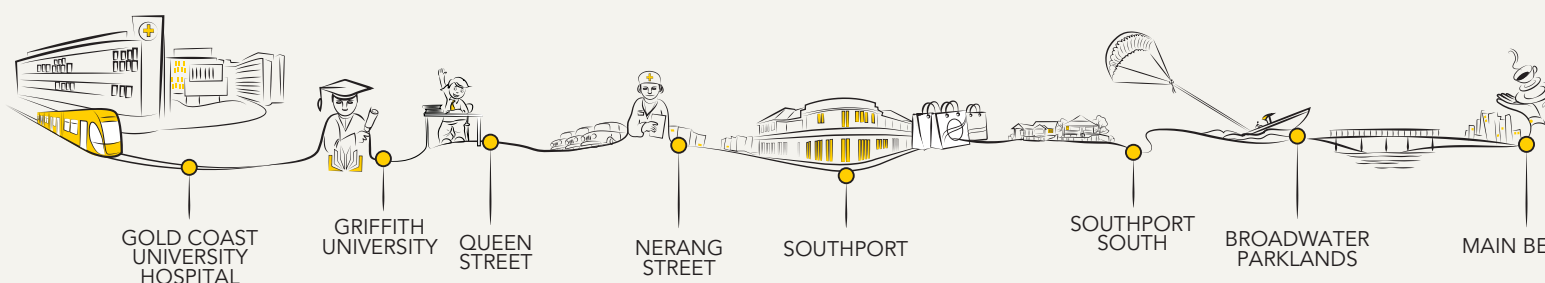
TPS supply electricity to the overhead wires

Working near the system safely

Once we've powered up, any works around or within the light rail hazard zone will need to be authorised.

The overhead wires are approximately 5.8 metres above road level and are supported by approximately 8.5 metre high poles. The hazard zone is considered more than three metres above ground level, either side of the track and below ground level.


To gain approval for works in the area you will need to contact the team on either 1800 967 377* or info@kdraggoldcoast.com.au.



Get set

TRAM MOVEMENTS

Once the trams are tested at slow speed they will be run at operation speeds across the whole system, in some places up to 70 kilometres per hour.



New road signs

It is important to follow the Queensland road rules around the light rail system. Most importantly remember that U-Turns are only legal where there is a sign indicating U-Turn Permitted.

New signs and traffic signals will be installed to remind motorists and pedestrians that they are now travelling alongside a light rail service.

Remember to obey all signs and signals at all times.

Tracks are for trams

The Gold Coast light rail system has been designed so motor vehicles do not travel along the tracks.

Motor vehicles should only drive over the tracks at intersections and when directed by traffic lights. Trams cannot steer around you so also make sure not to queue across the tracks at any time.

Stay alert – trams are quiet

Trams are designed to be quiet and may not be heard against urban background noise. Pedestrians need to stay alert and not be distracted by mobile phones or headphones.

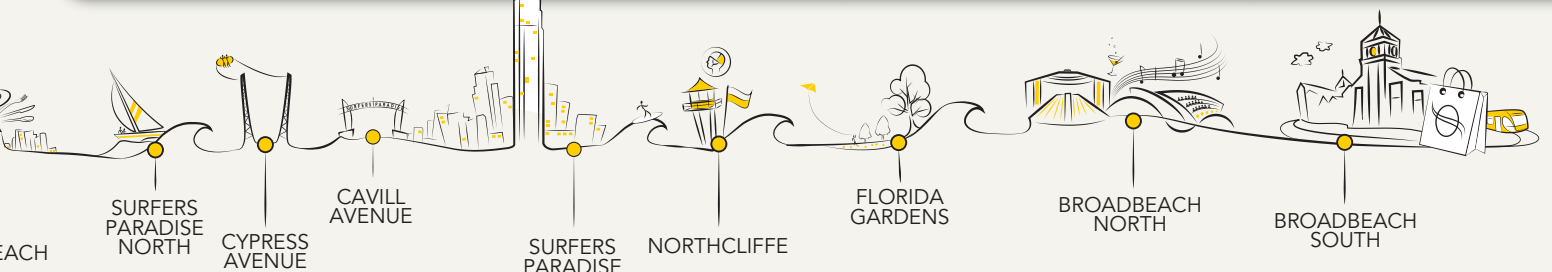
Always cross at designated crossings and look both ways before crossing the road and light rail tracks.

Listen out for the 'ding ding' as tram drivers will sound the bell if they see pedestrians in the track area putting themselves in danger.

Cycling near tram tracks

When cycling near the system please follow the tips below:

- Stay alert and don't get distracted.
- Look both ways and cross at designated points.
- Always cross the tracks at a right angle.
- Tracks are for trams - never ride along the tracks.
- Prepare to cross the tracks well in advance.
- Remember to use correct hand signals to make other road users aware of your intentions.
- There will be facilities close to each station to secure bikes as only folded bikes in storage bags can be taken on the tram.
- Cyclists should only cross at designated pedestrian crossings to reach stations.
- Continue to follow the Queensland road rules around the light rail system.





PASSENGER SERVICES COMMENCE



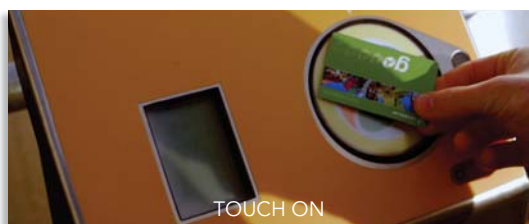
Inside a tram



STAND BEHIND THE YELLOW LINE

Take the time

When accessing the stations only cross at designated crossings points and watch out for trams coming in both directions. Only enter the station from either end of the platform. Wait on the platform behind the yellow safety line and wait for passengers to leave the tram before getting on board.



TOUCH ON

Tram ticketing

Tickets and go cards can be purchased at the station and must be validated on the platform before you get onto the tram. You will then need to touch off to end your journey.

Light rail will cost the same price as a bus and will be based on TransLink's South East Queensland two zone fare structure. For more information on ticketing visit translink.com.au or call 13 12 30.



REMEMBER TRAMS MAY BRAKE SUDDENLY

Catching the tram

Once you board the tram make sure you stand clear of the doors and hold on to a pole or seatback as trams may brake suddenly.

The Gold Coast trams are the first in the world to be able to carry surfboards, please use the surfboard storage racks at all times.

GET ON BOARD



Gold Coast Light Rail in **REAL TIME**
Follow us on twitter @gclightrail



Keep up-to-date with the progress of Queensland's first contemporary light rail at www.goldlinq.com.au or call the project on 1800 967 377*

*Free call within Australia. Call charges may apply from mobile phones and payphones.



Australian Government

CITY OF
GOLDCOAST™



Queensland Government